



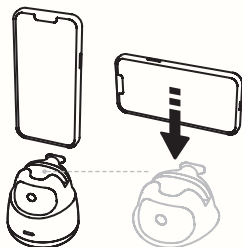
2-Axis AI Auto-tracking Holder

User Manual V1.0



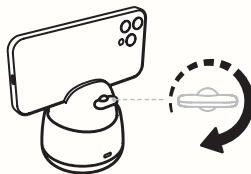
Instruction

1




Put in Mobile Phone or Tablet

2



Tighten the Knob

3



Long Press for 3 Seconds
(Power On/Off)

Double Press: Auto Rotate One Circle

Triple Press: Auto Rotate Constantly (Press to stop)

4



Turn On Smart Tracking





Turn Off Smart Tracking

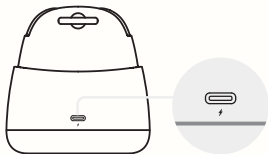
* Make sure that both gesture and face are shown in front of AI sensor.

The best distance of gesture control is between 0.5 and 1.5 meters (1.6-5 ft).

The best tracking distance range is 0.5 meter to 3 meters away from the GO.

Smart Tracking Works without Bluetooth  and App 

Remote Control (*available for purchase separately): To take photo and record video remotely



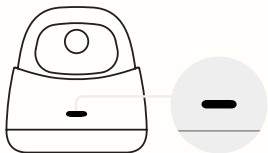
Charging

* Fully Charged in 2 Hours

Low Battery Caution (<10%): Red Light Flashes Continuously

Charging: The Indicator Slow Flashes Continuously

Fully Charged: The Indicator Light Stays On



The Status Indicator Light

Blue	Standby (Tracking Not Started)
Green	Start Tracking
Yellow	Flash, Auto Rotate
Red	Light On; Fully Charged Flash Continuously; Low Battery Caution (<10%)
Slow Flash Continuously (Any color): Charging	

Specifications

Model	GO
Product Name	2-Axis AI Auto-tracking Holder
Material	PC+ABS
Weight	300 g
Max. Payload	480 g/1.06 lbs (Approx. weight of 11 inches tablet)
Size	90 mm*93 mm
Compatible Phones	Phone Thickness: ≤ 13 mm Tablet Size <11 inch (Without case)
Battery	3.7 V / 2000 mAh
Operating Time	10 hours 7 hours (Tracking)
Controllable Range	Pan: 360° Tilt: -15° ~+15°

Warranty Terms

1. Within 15 days upon the purchase date. Any functional disorder or quality problem enjoys free replacement service. But ensure the commodity and package with no damage, and we will offer a brand new replacement after confirming the product problem.
2. Warranty valid only under normal use.
3. Used in the normal circumstances, 1 year warranty, maintenance of life (not include the All accidents or artificial damage, improper disassembly or misuse damage is NOT covered by the warranty).
4. Please keep and offer the warranty card for claiming the warranty service.

hohem

Hohem Technology Co., Ltd

Email: service@hohem.com

Website: www.hohem.com

Manufacturer: Hohem Technology Co., Ltd



Connect us at
Facebook

Warranty Card

User Name: _____

Contact No.: _____

Address: _____

Purchase Date: _____

Prod. Serial No.: _____

Failure Cause: _____

Service Record: _____

CALL CENTER -Toll Free

UNITED STATES:

+1(888)9658512 Mon-Fri: 9:00AM-5:00PM(EST)

UNITED KINGDOM:

+44(0)808 2737578 Mon-Fri: 2:00PM-10:00PM(GMT +0)

CANADA:

+1(855)758-8939 Mon-Fri: 9:00AM-5:00PM(EST)

BRAZIL:

+55 (0)800 5911897 Mon-Fri: 10:00AM-6:00PM(GMT -3)

hohem GO
Make the Moment



Short Video/Live Stream



Self-Portrait



Video Conference



Video Call