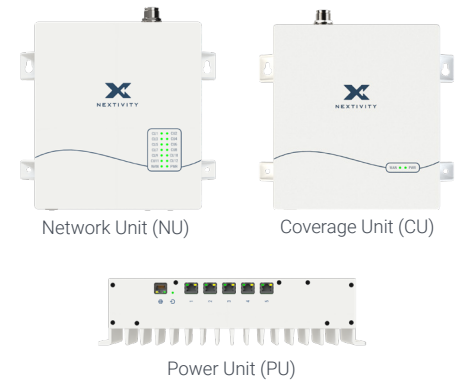


CEL-FI QUATRA 100M

In-Building Cellular Coverage Solution

MODEL NUMBERS: Q51-FXNU, Q51-FXCU, & Q50-XEPU

The CEL-FI QUATRA 100M is a high-performance cellular coverage solution designed for single-operator network coverage expansion, supporting 5G and Private 5G deployments. It delivers ultra-fast 100MHz connectivity, lossless fiber-based signal distribution, and seamless scalability with daisy-chained Coverage Units (CUs). The system ensures network safety with uplink muting and intelligent power management, making it an ideal solution for enterprise-grade connectivity. Designed for efficiency, it allows converging IoT gateways via CUs supporting PoE, reducing complexity and cost of site networks. Additionally, it is compatible with the SMART SERVER ANTENNA & MODULE, enabling passive DAS monitoring and seamless IoT device connectivity



Features and benefits include:

- 5G TDD 100MHz Support - Seamlessly integrates with operator networks for maximum throughput, real-time echo-cancellation.
- Scalability – Expand coverage with daisy-chained Coverage Units (CUs) for flexible deployment.
- Lossless Signal Distribution – Fiber-based digitized signal transmission ensures no signal degradation.
- Hardware Components – Includes a Network Unit (NU) for donor signal processing, Coverage Units (CUs) for signal distribution, and a Power Unit (PU) for PoE+++ power supply.
- Remotely monitor and configure with Nextivity WAVE Portal cloud management
- Carrier approved and unconditionally network safe

Bands

Bands	Downlink (MHz)	Uplink (MHz)	Technology / Bandwidth	Uplink Power (dBm)	Downlink Power (dBm)
1	2110–2170	1920–1980	5G/4G/3G/20MHz	22	20
3	1805-1880	1710-1785	5G/4G/3G/20MHz	22	20
5	869-894	824-845	5G/4G/3G/15MHz	20	20
7	2620-2690	2500-2570	5G/4G/3G/20MHz	22	20
8	925-960	880-915	5G/4G/3G/20MHz	20	20
28	758-803	832-862	5G/4G/3G/20MHz	20	20
77	3300-4200	3300-4200	5G/100MHz	24	27

Specifications

Network Selection	Automatically best available (WAVE Portal/Field Tool for manual setting)
Duplex Modes	FDD & TDD
# of Relay Bands	2 max. (Up to 100 + 20 MHz)
Independent Operators Supported	Single Operator
System Gain	100 max.
Enterprise-Grade Echo Cancellation	30 dB min.
Noise Figure (All Bands)	7 dB max. at ambient
Return Loss	-8 max.
Transmit EVM	3.5 %, 256 QAM with full RB allocation 8 %, QPSK, 16-QAM, 64 QAM with full RB allocation
DL Input Level	-100 to -40 dBm
RF Interface Impedance (All Ports)	50 Ω
NU to CU Cable ¹	1x Singlemode Fiber (recommended)
NU to CU Cable Distance	Up to 2km (Depends on SFP+ Module chosen)
Product Settings & SW Updates	WAVE Portal & WAVE Field Tool for Desktop

Power Unit Specifications

AC Input Voltage (V, Hz)	Universal 90-264, 50/60
AC Input Current (A @ V)	4.85 @ 115 2.6 @ 230
AC Cable Length (ft (m))	6 (1.8)
AC Cable Guage (AWG)	18
Power Consumption (W)	50 max. 500 max. (including PoE+++)
PoE+++ (W)	90 by PSE per port
Total PoE+++ (W)	450
PoE+++ Port Voltage (V)	52-57
Max. Power to Device (W PD)	71
Voltage to Device (V PD)	41.1-57
PU to NU/CU Cable	1x Category 5e or better cable (ANSI/TIA/EIA/568-A & 568-B Compliant)
PU to NU/CU Cable Distance (ft (m))	328 (100) max. with Cat5e
DHCP Server	No
ESD/EMP Protection	
Air (kV)	±30
Contact (kV)	±19

Interface

	Network Unit	Coverage Unit
RF Connector	Donor: 1x 4.3-10 (f)	Server Antenna(s): 1x 4.3-10 (f)
Input Power Port	1x RJ45 PoE+++ IEEE 802.3bt Type 4 IN	1x RJ45 PoE+++ IEEE 802.3bt Type 4 IN
Min. Power (W)	71 by PD	71 by PD
Voltage Range (V)	41.1 - 57	41.1 - 57
# of max. connected CU(s)	4	1
Fiber Interface ¹	4x SFP+ OUT for CU(s)	1x SFP+ IN for NU 1x SFP+ OUT for daisy chain CU
WAVE Field Tool	USB 2.0 Type-C	USB 2.0 Type-C
Device Status LED	1x Bi-Color Green/Red for Power 1x Green for WAN	1x Bi-Color Green/Red for Power 1x Green for WAN
System Status LED	12x Green for CU1-12 Link	
PoE Out	2x 100Base-T RJ45 PoE IEEE 802.3af	2x 100Base-T RJ45 PoE IEEE 802.3af
Max. Power (W)	15.4, Shared	15.4, Shared
Port Voltage Range (V)	44 - 57	44 - 57
# of max System CUs	12 (Each NU-connected CU supports two daisy-chained CUs max in a 1+1 configuration.)	

¹ SFP+ module not included. Recommended: 10Gbps SMF SFP+

Power Unit Interface

System Power Control	ON/OFF Switch
AC Input Interface	IEC C14
AC Cable	Type C (EU) or Type I (AUS) or Type G (UK) to IEC C13
RJ45 Ports	6x RJ45
Monitoring & Management	1x 100Base-T RJ45 WAN
PoE+++ Out	5x 100Base-T RJ45 IEEE 802.3bt Type4
WAVE Field Tool Interface	USB 2.0 Type-C
Status LED	1x Bi-Color Green for Power

Compliance

3GPP	3GPP TS 25.143 Rel 13 3GPP TS 36.143 Rel 13 3GPP TS 38.106 Rel 17
CE	Compliant RED 2014/53/EU
RoHS3	EN 63000:2018

Environmental (NU/CU/PU)

Operating Temperature	32 to 104 °F (0 to 40 °C)
Storage Temperature	-31 to 158 °F (-35 to 70 °C)
Heat Dissipation	Passive Convection
Surface Temperature	111°F (44 °C) max. at ambient
Non-condensing Humidity	0 to 95%
Ingress Protection Rating	IPX0

Mechanical

	Network & Coverage Unit (Q51-FXNU & Q51-FXCU)	Power Unit (Q50-XEPU)
Main Unit Dimensions (in (mm))	10.3 x 10.2 x 2.2 in (261 x 260 x 57)	14.1 x 3.7 x 3.5 in (358 x 94 x 83)
Main Unit Weight (lbs (kg))	T.B.D. (T.B.D.)	T.B.D. (T.B.D.)
Mounting	Wall/Ceiling ²	Wall

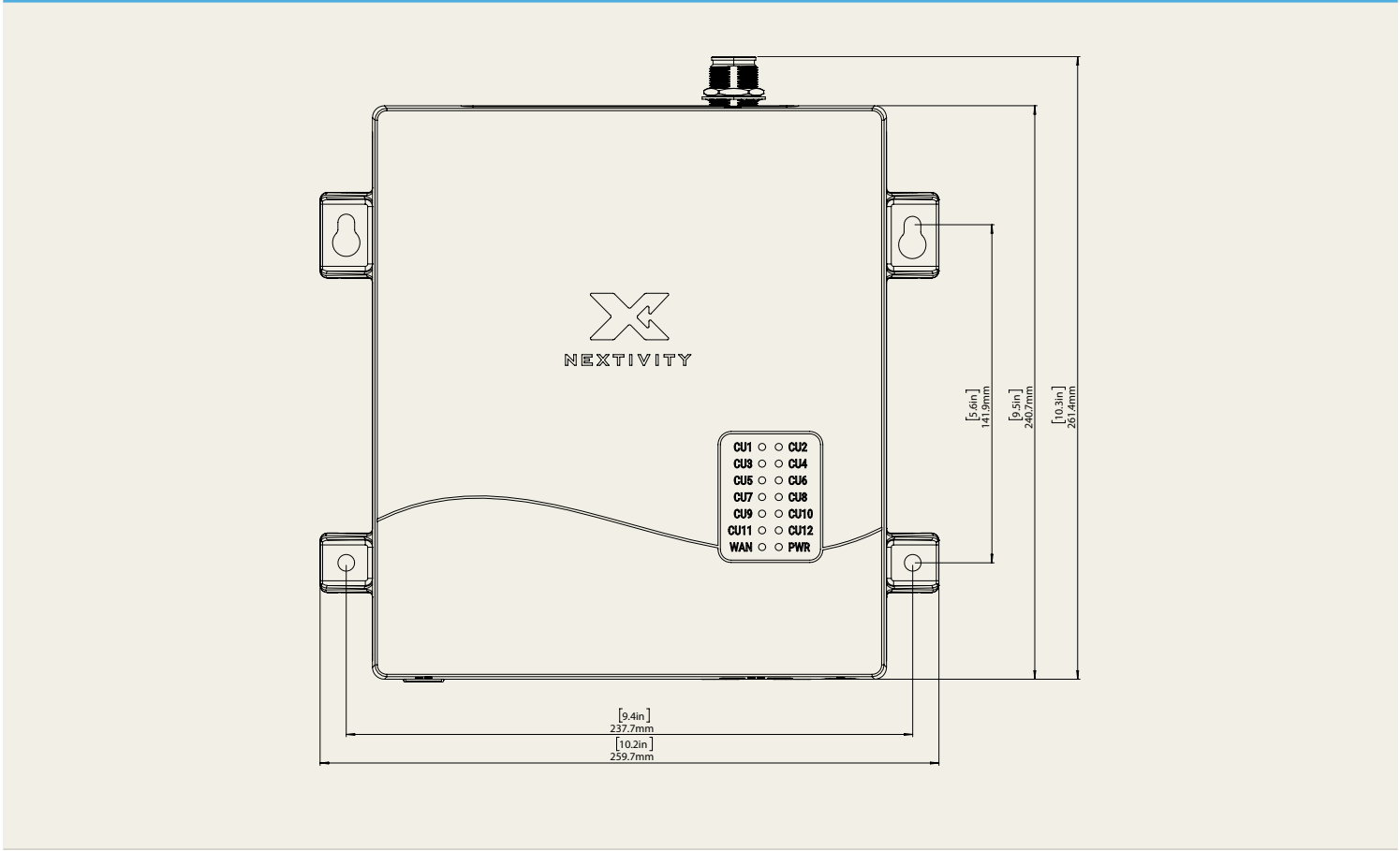
²CMA-100-100 sold separately for ceiling mount

Ordering Information

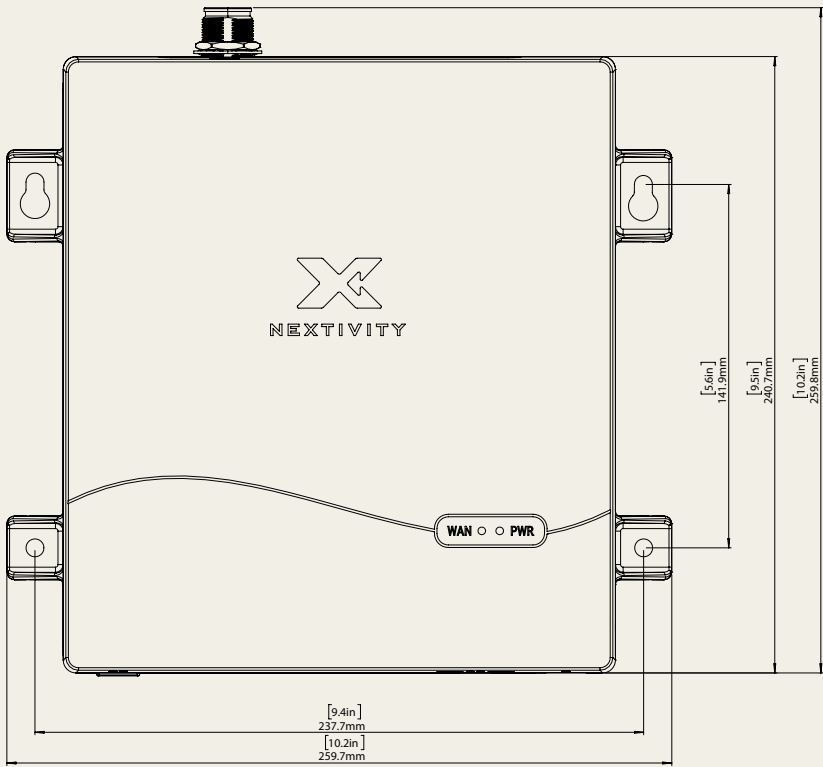
M/N	Q51-FXNU	Q51-FXCU	Q51-XEPU
Region	EMEA/APAC	EMEA/APAC	EMEA/APAC
Frequency Bands	1/3/5/7/8/28/n77	1/3/5/7/8/28/n77	
Box Contents	Network Unit	Coverage Unit	Power Unit
			1 x AC Power Cable
	4x Mounting Screws	4x Mounting Screws	4x Mounting Screws
	4x Drywall Anchors	4x Drywall Anchors	4x Drywall Anchors
	Product documents	Product documents	Product documents
Shipping Dimensions (in (mm))	T.B.D (T.B.D)	T.B.D (T.B.D)	T.B.D (T.B.D)
Shipping Weight (lbs (kg))	T.B.D (T.B.D)	T.B.D (T.B.D)	T.B.D (T.B.D)
GTIN-12 (U.P.C.)	812037032844	812037032837	812037032851
Harmonized Tariff Schedule (HTS)	8517.18.00.50	8517.18.00.50	8517.18.00.50
Export Control Classification Number (ECCN)	EAR99	EAR99	EAR99

Note: Product specifications are subject to change without prior notification.

Network Unit Outline (NU)



Coverage Unit Outline (CU)



Power Unit Outline (PU)

